

Scaled data based on original data using
LM-79-08 Approved Method: Electrical and Photometric Measurements of Solid-
State Lighting Products

Test Report Prepared for
Cooper Lighting Solutions
(formerly Eaton)

Brand: INVUE

Report Number: P141429

Luminaire Tested: **EMM-E02-LED-E1-SLL-7030**

Issue Date: 03/03/2020

Test Information

Test Method: LM-79-08
Report Number: P141429
REPORT IS SCALED FROM IESNA LM-79-08 TEST DATA (P33693)
Test Lab: INNOVATION CENTER-P3
Issue Date: 03/03/2020
Manufacturer: COOPER LIGHTING SOLUTIONS (FORMERLY EATON)
Product Line: INVUE
Catalog Number: EMM-E02-LED-E1-SLL-7030
Description: EPIC MODERN MEDIUM DECORATIVE LED LUMINAIRE
(2) LIGHTBARS WITH AccuLED OPTICS - 90° SPILL LIGHT ELIMINATOR LEFT
Light Source: (42) 3000K CCT, 70 CRI LEDs
Ballast/Driver: -

Summary

Lumens per Lamp: N/A
Luminaire Lumens: 4777.8 lumens
Efficiency: N/A
Efficacy: 91.7 lumens/watt
Luminous Opening: Rectangular (W 0.33' x L: 1' x H: 0')
IES Classification: Type IV - Short - Non-Cutoff
BUG Rating: B1 - U0 - G2

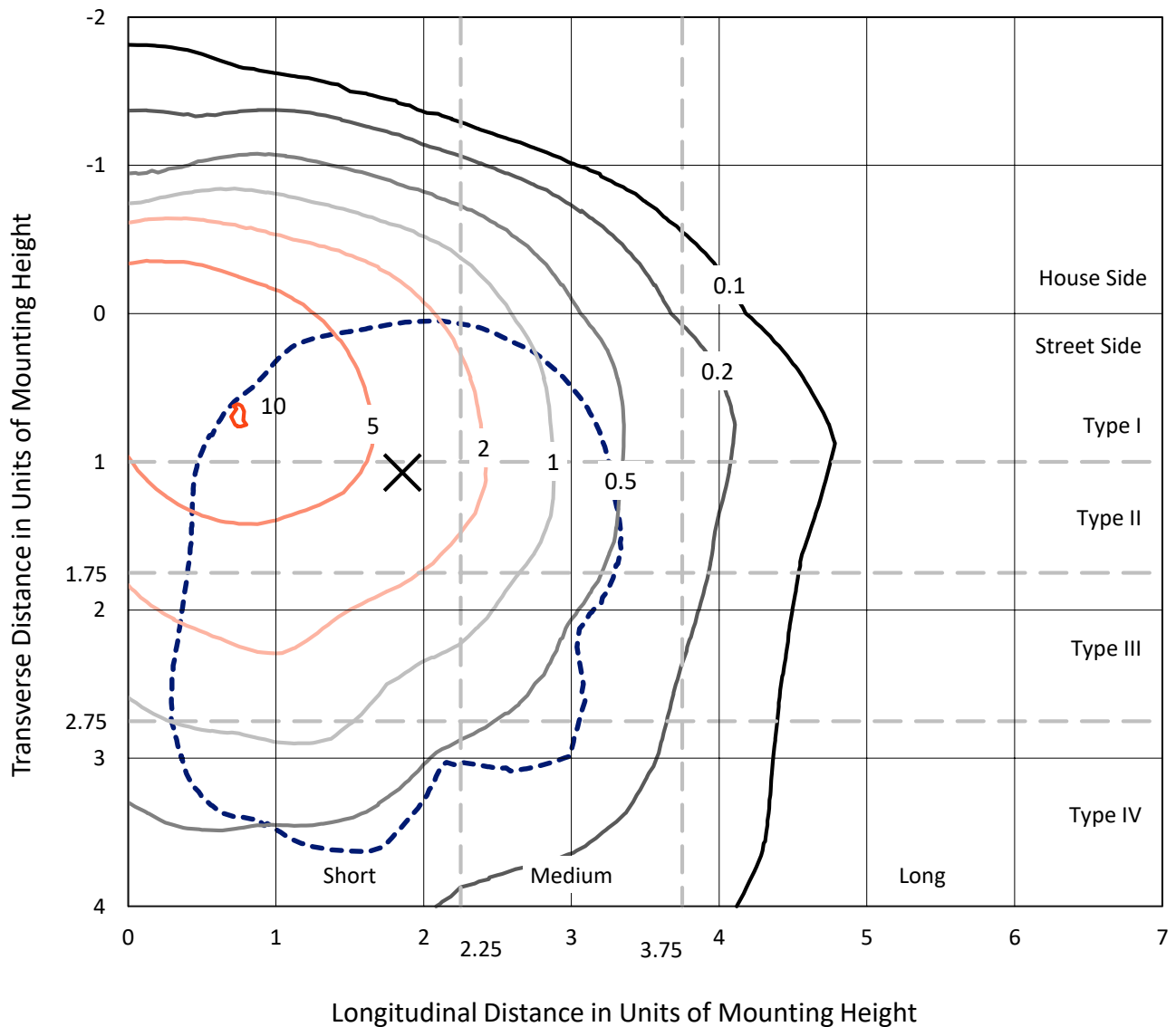
Input Watts (W): 52.1
Input Voltage (V): NR
Input Current (Ain): NR
Voltage Rise (V): NR
Power Factor: NR
Total Harmonic Distortion (THDi): NR
Frequency (hertz): 60
Stabilization Time: NR
Operation Time: NR
Ambient Temperature (°C): NR
Test Distance: 25 FT



REPORT NUMBER: P141429
 CATALOG NUMBER: EMM-E02-LED-E1-SLL-7030

Iso-Footcandle Lines of Horizontal Illumination

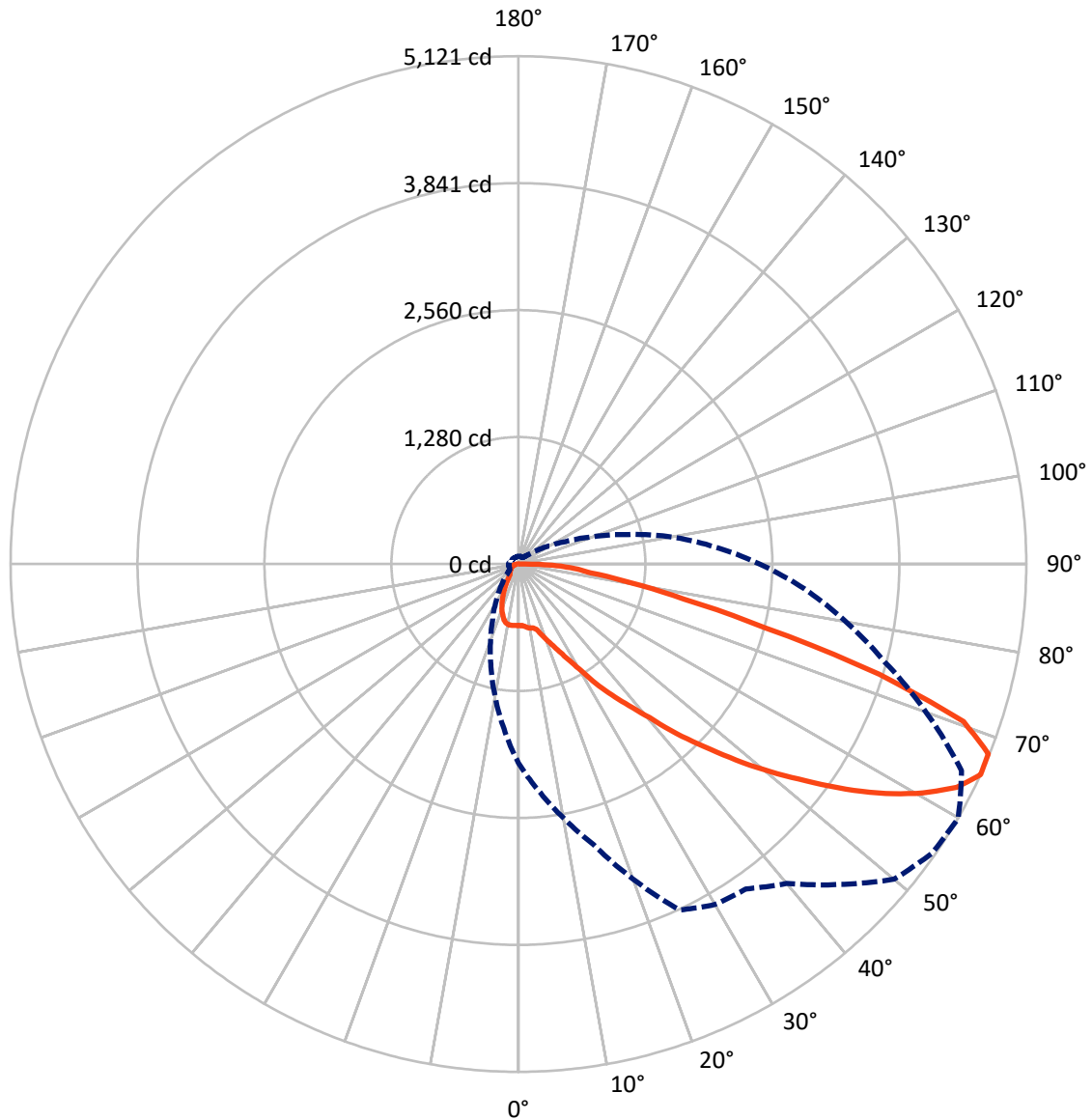
× Max cd
 - - - 1/2 Max cd



Based on 10 foot mounting height. Maximum calculated value = 10.1 fc
 Type IV - Short - Non-Cutoff

REPORT NUMBER: P141429
CATALOG NUMBER: EMM-E02-LED-E1-SLL-7030

Luminous Intensity Polar Plot



— Vertical Plane Through 60-Deg Lateral - - - Horizontal Cone Through 65-Deg Vertical

REPORT NUMBER: P141429

CATALOG NUMBER: EMM-E02-LED-E1-SLL-7030

FLUX DISTRIBUTION:

		Downward	Upward	Total
House Side	Lumens	886.2	0.0	886.2
	% Fixture	18.5	0.0	18.5
Street Side	Lumens	3891.6	0.0	3891.6
	% Fixture	81.5	0.0	81.5
Total	Lumens	4777.8	0.0	4777.8
	% Fixture	100.0	0.0	100.0

Coefficient of Utilization

ZONAL LUMENS:

Zone	Lumens	% Fixture
0°-10°	60.1	1.3
10°-20°	180.5	3.8
20°-30°	299.8	6.3
30°-40°	438.3	9.2
40°-50°	666.7	14.0
50°-60°	958.4	20.1
60°-70°	1178.3	24.7
70°-80°	788.3	16.5
80°-90°	207.4	4.3
90°-100°	0.0	0.0
100°-110°	0.0	0.0
110°-120°	0.0	0.0
120°-130°	0.0	0.0
130°-140°	0.0	0.0
140°-150°	0.0	0.0
150°-160°	0.0	0.0
160°-170°	0.0	0.0
170°-180°	0.0	0.0
0°-90°	4777.8	100.0
0°-180°	4777.8	100.0



REPORT NUMBER: P141429

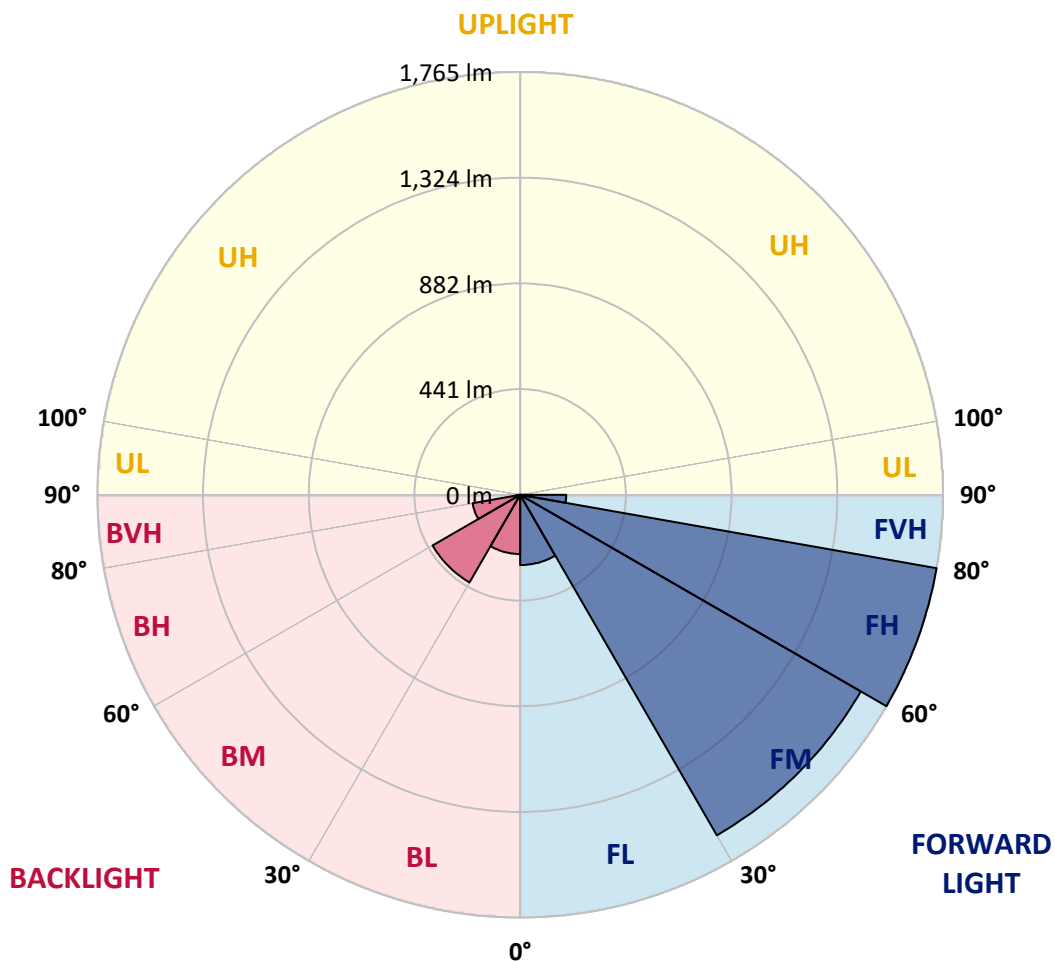
CATALOG NUMBER: EMM-E02-LED-E1-SLL-7030

LUMINAIRE CLASSIFICATION SYSTEM LUMEN TABLE AND BUG RATING:

Zone		Lumens	% Fixture	Zone Rating/Lumen Limit		
				B	U	G
FL	(0°-30°)	293.1	6.1			
FM	(30°-60°)	1641.3	34.4			
FH	(60°-80°)	1764.9	36.9			G1/1800
FVH	(80°-90°)	192.3	4.0			G2/225
BL	(0°-30°)	247.3	5.2	B1/500		
BM	(30°-60°)	422.1	8.8	B1/1000		
BH	(60°-80°)	201.7	4.2	B1/500		G1/500
BVH	(80°-90°)	15.1	0.3			G1/100
UL	(90°-100°)	0.0	0.0		U0/0	
UH	(100°-180°)	0.0	0.0		U0/0	

BUG Rating: B1-U0-G2

Type IV Short





REPORT NUMBER: P141429

CATALOG NUMBER: EMM-E02-LED-E1-SLL-7030

CANDELA DISTRIBUTION (FULL):

	0°	5°	10°	15°	20°	25°	30°	35°	40°	45°	50°
0°	621.1	621.1	621.1	621.1	621.1	621.1	621.1	621.1	621.1	621.1	621.1
2.5°	621.7	622.3	622.3	621.7	621.1	621.7	620.5	621.7	621.1	620.5	621.1
5°	613.8	614.4	615.6	615.6	616.8	619.3	619.9	622.9	624.7	625.3	627.8
7.5°	594.9	597.9	599.8	602.2	605.9	611.9	616.2	623.5	629.0	633.9	640.6
10°	583.3	587.0	590.6	596.1	601.6	609.5	616.8	625.9	633.3	640.6	648.5
12.5°	586.4	590.6	595.5	599.8	608.3	615.6	624.7	635.7	639.3	646.7	653.3
15°	611.3	615.0	618.6	623.5	631.4	640.0	652.1	664.3	666.7	674.7	682.0
17.5°	644.8	645.4	651.5	660.0	667.4	681.4	696.0	712.4	722.8	727.6	731.9
20°	679.5	681.4	691.1	699.0	715.5	733.7	755.0	779.4	787.9	809.2	817.1
22.5°	731.3	730.7	742.2	753.2	771.5	791.0	822.0	855.5	875.0	891.4	897.5
25°	809.8	811.7	809.8	825.7	844.5	876.2	907.3	940.8	952.3	980.9	994.3
27.5°	887.8	901.8	920.7	925.5	948.7	985.2	1009.6	1045.5	1073.5	1081.4	1103.3
30°	960.2	989.5	1020.5	1046.7	1088.1	1132.6	1169.1	1209.9	1211.7	1226.3	1232.4
32.5°	1033.9	1079.6	1125.2	1158.7	1198.9	1258.0	1325.6	1391.9	1435.2	1479.6	1457.1
35°	1126.5	1197.7	1261.6	1313.4	1347.5	1402.3	1480.2	1588.0	1657.4	1710.4	1740.8
37.5°	1211.1	1318.9	1416.9	1490.6	1574.0	1613.0	1664.1	1742.1	1821.8	1871.2	1896.7
40°	1273.2	1420.6	1559.4	1666.0	1771.9	1865.1	1929.6	1992.9	2100.7	2162.2	2167.1
42.5°	1321.9	1509.5	1676.9	1829.7	1985.6	2115.9	2193.9	2274.2	2411.2	2482.5	2477.0
45°	1355.4	1575.8	1783.5	1971.6	2160.4	2330.3	2480.7	2600.0	2740.1	2875.8	2848.4
47.5°	1384.6	1630.6	1868.1	2080.6	2307.1	2519.0	2706.6	2874.6	3059.7	3243.0	3254.0
50°	1413.9	1675.1	1944.8	2189.6	2444.7	2710.8	2937.3	3153.5	3384.9	3618.1	3671.7
52.5°	1454.1	1725.0	2016.1	2288.9	2585.4	2866.1	3118.8	3387.9	3674.1	3899.4	4051.6
55°	1514.3	1794.4	2104.4	2388.1	2711.4	3020.8	3300.2	3610.8	3873.8	4152.1	4368.9
57.5°	1613.0	1887.0	2206.7	2496.5	2833.2	3160.8	3451.2	3777.0	4027.9	4336.6	4608.8
60°	1737.8	2013.0	2322.3	2625.0	2976.3	3357.5	3650.4	3891.5	4143.0	4455.3	4782.9
62.5°	1879.7	2155.5	2463.6	2776.0	3175.4	3588.2	3839.7	3977.3	4196.5	4536.9	4895.6
65°	2004.5	2288.9	2596.4	2927.6	3379.4	3848.9	3964.5	3999.3	4204.5	4569.8	4944.3
67.5°	2106.8	2433.8	2720.6	3050.6	3594.3	4014.5	3967.0	3897.6	4096.7	4490.0	4851.1
70°	2160.4	2498.3	2779.6	3061.6	3640.0	4037.6	3871.4	3682.6	3773.4	4158.2	4460.2
72.5°	2101.3	2447.8	2670.0	2845.4	3366.6	3752.7	3540.8	3184.5	3267.4	3640.0	3717.9
75°	1869.9	2288.2	2417.9	2411.9	2692.6	2892.3	2738.8	2511.7	2723.0	2878.3	2798.5
77.5°	1396.2	1874.2	1946.7	1813.3	1873.0	2041.0	1896.1	2072.7	2329.0	2399.1	2248.1
80°	878.0	1373.7	1381.6	1215.4	1183.7	1249.5	1436.4	1812.1	2056.9	2042.3	1842.5
82.5°	488.9	890.8	975.5	823.2	784.3	945.6	1279.3	1479.0	1446.7	1434.6	1174.6
85°	334.3	608.3	743.5	713.0	788.5	943.2	1049.1	937.7	903.0	769.0	624.1
87.5°	135.8	274.0	460.9	529.7	562.0	689.9	604.0	492.0	378.7	359.3	308.7
90°	0.0	0.0	0.0	0.0	0.0	0.0	0.0	0.0	0.0	0.0	0.0



REPORT NUMBER: P141429

CATALOG NUMBER: EMM-E02-LED-E1-SLL-7030

CANDELA DISTRIBUTION (continued):

	55°	60°	65°	70°	75°	80°	85°	90°	95°	100°	105°
0°	621.1	621.1	621.1	621.1	621.1	621.1	621.1	621.1	621.1	621.1	621.1
2.5°	619.3	620.5	620.5	621.1	621.7	622.3	622.3	622.3	622.9	623.5	622.9
5°	628.4	630.2	631.4	631.4	632.6	633.9	635.1	634.5	636.3	637.5	638.1
7.5°	643.0	646.7	649.7	652.1	653.3	653.3	653.3	651.5	653.3	654.0	654.6
10°	653.3	657.6	658.2	660.7	660.0	659.4	658.2	657.0	657.6	658.8	660.7
12.5°	656.4	660.7	661.9	663.7	663.1	662.5	660.0	660.0	659.4	661.3	663.1
15°	681.4	685.0	691.1	685.6	686.2	681.4	677.1	674.7	673.4	674.7	675.9
17.5°	738.6	744.7	742.2	733.7	733.1	722.8	720.9	708.8	708.8	708.8	705.1
20°	817.1	816.5	812.3	803.7	785.5	781.8	768.4	758.7	749.6	747.7	743.5
22.5°	903.0	893.9	891.4	873.8	862.2	840.3	820.2	812.9	804.4	802.5	801.9
25°	986.4	990.1	972.4	963.9	934.7	915.2	903.6	885.3	885.3	882.9	879.9
27.5°	1091.1	1103.3	1083.8	1071.7	1044.3	1016.9	996.8	985.8	974.2	966.3	944.4
30°	1239.1	1247.0	1233.6	1208.7	1174.6	1125.9	1098.5	1086.3	1065.0	1038.2	1002.2
32.5°	1447.4	1436.4	1390.7	1346.9	1302.4	1256.2	1223.3	1201.4	1168.5	1114.9	1046.7
35°	1717.1	1622.7	1565.5	1505.2	1454.1	1402.3	1377.3	1337.8	1262.9	1175.8	1084.5
37.5°	1849.8	1807.8	1742.1	1697.0	1636.1	1584.4	1527.7	1460.1	1363.3	1238.5	1111.9
40°	2115.9	2036.8	1985.6	1934.5	1859.6	1788.9	1712.2	1603.2	1447.4	1292.1	1133.2
42.5°	2395.4	2337.0	2244.4	2176.2	2120.2	2003.3	1881.5	1729.3	1533.2	1340.8	1152.6
45°	2759.5	2625.6	2511.1	2453.3	2343.0	2200.6	2058.7	1841.3	1612.4	1391.9	1174.6
47.5°	3125.5	2953.2	2835.0	2727.3	2609.7	2418.6	2197.5	1938.7	1673.3	1434.6	1192.8
50°	3518.2	3291.1	3154.7	3025.6	2832.0	2600.6	2319.3	2019.1	1736.6	1474.8	1209.3
52.5°	3917.7	3630.9	3436.0	3285.6	3045.7	2759.5	2429.5	2102.5	1804.2	1513.7	1222.7
55°	4276.9	4007.8	3756.3	3524.3	3235.7	2903.2	2530.6	2177.4	1865.1	1554.5	1231.2
57.5°	4602.7	4368.3	4068.1	3756.9	3410.5	3036.6	2623.8	2258.4	1922.3	1584.4	1230.6
60°	4826.1	4689.1	4377.4	3998.0	3593.1	3159.0	2735.8	2348.5	1972.8	1605.7	1225.7
62.5°	4986.9	4959.5	4687.3	4230.0	3742.3	3269.2	2844.2	2423.4	2009.4	1608.1	1205.0
65°	5087.4	5120.9	4929.7	4377.4	3825.7	3353.2	2897.8	2430.1	1983.2	1567.9	1150.2
67.5°	5024.0	5110.5	4928.4	4313.4	3746.0	3274.7	2819.2	2318.1	1843.7	1443.1	1027.2
70°	4631.3	4761.0	4581.4	3889.7	3355.6	2971.4	2530.0	1991.1	1586.2	1188.6	811.7
72.5°	3632.7	3803.8	3646.7	3172.4	2777.8	2456.3	2128.7	1563.7	1209.3	873.2	545.6
75°	2506.2	2572.0	2478.2	2150.6	2029.5	1904.0	1597.8	1051.0	798.9	538.9	320.9
77.5°	1944.2	1706.1	1526.5	1392.6	1390.1	1367.0	1045.5	629.0	478.0	296.5	178.4
80°	1462.0	1147.8	947.4	828.7	861.6	963.3	609.5	322.7	247.2	163.8	109.6
82.5°	962.1	732.5	584.5	517.6	523.0	604.0	306.3	177.8	121.8	93.2	71.2
85°	586.4	569.3	507.8	460.9	425.0	415.3	238.1	136.4	67.6	48.1	36.5
87.5°	286.2	339.2	414.1	419.5	360.5	305.7	123.6	39.0	28.6	15.2	11.0
90°	0.0	0.0	0.0	0.0	0.0	0.0	0.0	0.0	0.0	0.0	0.0



REPORT NUMBER: P141429

CATALOG NUMBER: EMM-E02-LED-E1-SLL-7030

CANDELA DISTRIBUTION (continued):

	110°	115°	120°	125°	130°	135°	140°	145°	150°	155°	160°
0°	621.1	621.1	621.1	621.1	621.1	621.1	621.1	621.1	621.1	621.1	621.1
2.5°	623.5	626.6	625.3	624.7	624.7	627.8	627.8	626.6	626.6	627.2	627.2
5°	638.1	641.2	640.0	640.6	641.8	642.4	644.2	642.4	641.2	642.4	641.8
7.5°	655.2	658.2	657.6	658.8	660.0	661.3	662.5	661.9	660.7	660.7	660.0
10°	662.5	668.6	671.0	673.4	676.5	677.7	679.5	679.5	677.1	677.1	674.1
12.5°	667.4	672.2	678.3	682.0	687.4	691.7	693.5	694.1	692.3	689.9	686.8
15°	677.7	681.4	687.4	691.1	697.8	703.3	706.9	706.3	703.9	697.2	688.1
17.5°	703.3	702.7	705.1	707.5	709.4	712.4	711.2	705.7	694.1	682.0	669.2
20°	741.6	741.0	737.4	731.9	725.2	716.7	703.3	686.8	667.4	645.4	625.9
22.5°	795.8	790.4	785.5	770.9	747.7	719.1	684.4	652.1	629.0	607.7	586.4
25°	867.7	854.3	830.5	796.4	759.9	717.3	666.7	623.5	594.3	569.3	548.0
27.5°	912.7	881.7	842.1	795.2	746.5	691.7	635.7	593.1	560.2	532.8	508.4
30°	951.1	895.1	839.7	780.0	718.5	661.9	602.8	557.1	518.8	488.3	459.1
32.5°	972.4	897.5	828.1	756.9	689.9	625.3	561.4	512.1	475.6	437.8	397.6
35°	985.8	890.2	806.2	725.8	652.1	585.2	518.2	464.0	415.9	369.6	329.4
37.5°	989.5	878.0	777.6	691.1	607.1	534.0	470.7	407.4	359.3	309.3	263.0
40°	987.6	854.9	741.6	636.9	548.6	478.0	416.5	358.6	305.7	261.2	216.8
42.5°	980.3	828.7	699.0	592.5	503.6	436.0	379.3	320.9	273.4	225.9	188.2
45°	977.9	803.1	666.7	558.4	473.1	406.7	351.3	294.7	244.8	199.7	162.0
47.5°	972.4	780.0	636.9	532.2	448.2	384.2	327.0	271.6	219.8	179.0	142.5
50°	960.2	755.0	615.0	512.1	427.4	361.7	303.2	243.6	193.0	152.8	124.8
52.5°	947.4	739.2	601.0	492.0	405.5	334.9	277.0	216.8	169.3	131.5	110.2
55°	934.7	727.0	582.1	468.2	376.9	307.5	249.0	193.6	149.2	116.9	101.7
57.5°	920.7	710.6	559.0	437.8	344.6	277.0	218.6	166.2	129.7	105.3	95.0
60°	909.1	687.4	518.8	395.2	301.4	234.4	181.5	138.8	110.2	95.0	90.7
62.5°	878.6	643.0	460.9	332.5	244.8	183.3	138.2	108.4	92.6	85.2	85.9
65°	805.0	543.7	365.9	259.4	171.7	123.0	98.6	82.8	75.5	75.5	77.3
67.5°	678.3	414.1	259.4	165.0	112.6	88.9	75.5	68.8	67.6	68.8	71.9
70°	480.4	268.5	162.6	107.8	84.6	71.9	65.2	62.7	61.5	62.7	63.9
72.5°	295.9	158.3	103.5	84.0	72.5	64.5	60.3	58.5	57.8	57.8	57.2
75°	161.4	105.9	82.8	73.1	65.8	59.7	55.4	52.4	51.8	52.4	51.1
77.5°	102.9	82.8	73.7	67.6	60.9	53.0	49.3	46.9	46.9	46.3	45.1
80°	80.4	73.7	67.6	61.5	51.1	45.1	41.4	40.8	40.2	39.6	39.6
82.5°	60.3	58.5	55.4	49.9	40.8	35.9	34.1	34.1	33.5	31.7	31.7
85°	34.7	34.1	36.5	32.3	27.4	23.7	23.7	24.4	25.0	24.4	22.5
87.5°	11.6	9.7	10.4	10.4	8.5	6.7	9.1	11.0	10.4	9.1	11.0
90°	0.0	0.0	0.0	0.0	0.0	0.0	0.0	0.0	0.0	0.0	0.0



REPORT NUMBER: P141429

CATALOG NUMBER: EMM-E02-LED-E1-SLL-7030

CANDELA DISTRIBUTION (continued):

	165°	170°	175°	180°	185°	190°	195°	200°	205°	210°	215°
0°	621.1	621.1	621.1	621.1	621.1	621.1	621.1	621.1	621.1	621.1	621.1
2.5°	625.3	626.6	629.0	626.6	625.3	625.3	624.1	624.7	622.9	621.1	621.7
5°	640.6	639.3	640.6	638.7	635.1	634.5	632.0	632.0	629.6	627.2	625.9
7.5°	657.6	655.8	656.4	652.7	648.5	645.4	642.4	641.2	638.1	634.5	632.0
10°	671.0	669.2	668.0	663.7	658.2	655.2	650.9	648.5	645.4	640.6	638.1
12.5°	679.5	675.3	672.8	665.5	660.7	657.6	652.7	651.5	647.9	643.6	641.8
15°	677.7	668.0	660.7	652.1	645.4	641.2	636.9	635.7	633.9	632.0	628.4
17.5°	647.9	635.7	627.8	610.1	600.4	596.1	595.5	594.9	593.7	593.7	589.4
20°	606.5	592.5	580.3	563.2	550.4	546.2	534.6	531.6	527.9	531.6	527.9
22.5°	569.3	551.7	537.7	523.7	508.4	496.3	481.0	473.7	463.4	460.9	462.2
25°	529.7	507.8	490.2	473.7	457.3	440.2	426.2	415.9	409.2	400.0	391.5
27.5°	481.6	463.4	439.6	426.2	406.7	387.9	373.3	362.3	350.1	342.8	330.6
30°	432.9	404.9	381.2	362.3	341.0	331.9	317.8	306.3	295.3	287.4	277.0
32.5°	369.6	340.4	315.4	293.5	278.9	266.1	257.6	247.8	242.3	235.6	228.9
35°	302.6	266.1	236.3	226.5	210.1	210.7	206.4	201.5	197.3	191.2	190.6
37.5°	228.3	199.7	180.2	168.1	165.6	162.0	162.6	162.0	160.7	158.9	158.9
40°	180.8	155.3	142.5	140.0	140.0	139.4	138.8	138.8	138.8	137.6	137.0
42.5°	154.7	136.4	132.1	130.9	129.7	129.1	127.9	126.0	126.0	124.8	123.0
45°	136.4	126.0	124.8	123.6	123.6	121.8	120.0	118.7	118.1	117.5	116.3
47.5°	124.8	119.3	118.1	116.9	116.3	115.1	113.3	111.4	110.8	110.2	110.2
50°	112.0	108.4	108.4	108.4	106.6	105.3	103.5	102.3	102.3	101.7	101.1
52.5°	102.9	101.1	100.5	99.9	98.6	96.8	95.6	95.0	94.4	95.0	94.4
55°	98.6	97.4	96.8	95.6	94.4	92.6	91.3	89.5	88.9	90.1	90.1
57.5°	93.8	93.2	92.6	91.3	90.1	87.7	85.9	84.6	84.6	86.5	85.9
60°	91.9	91.3	90.7	90.1	88.3	85.2	82.2	81.0	81.0	82.8	82.8
62.5°	87.7	87.1	86.5	85.9	83.4	81.0	77.9	76.7	77.3	78.5	80.4
65°	79.8	80.4	79.8	79.8	77.9	76.1	74.3	73.1	72.5	73.1	74.9
67.5°	72.5	73.1	73.1	73.1	72.5	70.6	69.4	67.6	66.4	67.0	67.6
70°	65.8	66.4	67.0	67.0	65.8	63.9	62.1	60.3	59.7	60.3	60.3
72.5°	58.5	58.5	58.5	59.1	58.5	57.8	55.4	53.0	53.0	52.4	53.0
75°	51.1	51.1	51.1	51.1	49.9	49.9	48.7	46.3	45.7	46.3	46.9
77.5°	45.1	43.8	43.2	43.2	43.2	42.0	41.4	41.4	40.8	40.8	40.8
80°	37.1	35.9	34.7	34.1	34.7	34.7	35.9	35.9	35.3	35.3	35.3
82.5°	29.2	26.8	26.2	26.2	25.0	26.2	28.6	31.7	30.4	31.1	31.1
85°	21.3	18.9	17.7	17.7	16.4	18.9	21.9	24.4	23.1	24.4	23.7
87.5°	9.7	9.1	7.3	6.1	7.3	11.0	12.8	13.4	11.6	14.0	14.0
90°	0.0	0.0	0.0	0.0	0.0	0.0	0.0	0.0	0.0	0.0	0.0



REPORT NUMBER: P141429

CATALOG NUMBER: EMM-E02-LED-E1-SLL-7030

CANDELA DISTRIBUTION (continued):

	220°	225°	230°	235°	240°	245°	250°	255°	260°	265°	270°
0°	621.1	621.1	621.1	621.1	621.1	621.1	621.1	621.1	621.1	621.1	621.1
2.5°	624.1	621.7	621.1	621.7	620.5	622.3	622.3	621.7	621.7	621.1	622.3
5°	627.8	624.7	622.9	622.9	621.7	623.5	622.3	621.7	621.1	621.1	621.1
7.5°	633.3	629.0	625.9	624.1	621.7	621.7	619.9	618.0	616.8	616.2	616.2
10°	638.1	632.0	627.2	622.9	619.3	616.2	613.2	608.9	607.7	606.5	607.1
12.5°	637.5	630.8	623.5	616.8	608.3	604.6	596.7	591.9	591.9	588.8	590.6
15°	624.1	612.6	602.2	591.2	580.9	573.6	563.8	558.4	555.3	554.7	559.0
17.5°	583.9	573.0	563.2	551.1	537.7	532.8	526.1	523.7	521.8	524.9	527.9
20°	529.7	515.7	506.6	499.3	499.3	498.1	495.0	490.8	487.1	486.5	490.2
22.5°	453.0	447.5	449.4	444.5	444.5	442.1	446.9	439.0	443.3	439.6	441.5
25°	389.1	386.7	385.4	384.8	384.8	389.1	388.5	389.7	385.4	387.9	387.3
27.5°	331.2	328.2	323.9	326.4	328.8	331.9	333.1	333.7	337.3	330.6	333.1
30°	275.8	271.0	274.0	271.6	272.8	272.2	272.2	272.2	274.6	279.5	275.8
32.5°	225.9	223.5	226.5	222.2	222.9	222.9	221.6	219.8	221.0	215.6	219.8
35°	186.9	183.9	186.3	184.5	182.7	177.8	176.0	172.9	173.5	172.3	171.7
37.5°	156.5	155.9	154.1	154.1	152.8	152.2	149.2	149.8	150.4	151.6	151.6
40°	135.2	134.6	134.0	135.2	135.8	136.4	137.6	138.8	140.7	142.5	144.3
42.5°	123.0	123.0	123.0	125.4	127.3	130.3	132.1	134.6	137.0	140.0	142.5
45°	115.7	115.1	116.3	118.1	121.2	124.2	127.3	130.9	134.6	137.6	139.4
47.5°	109.6	109.0	110.2	112.0	115.1	120.0	124.2	128.5	132.7	135.8	137.0
50°	101.7	101.7	102.3	104.1	107.2	111.4	115.7	120.6	124.8	127.3	128.5
52.5°	95.6	96.2	96.2	98.0	101.1	104.7	109.0	113.3	116.3	118.1	120.6
55°	89.5	90.7	90.7	92.6	95.6	99.9	105.3	109.0	112.6	115.1	116.9
57.5°	85.2	85.9	85.9	88.3	91.9	95.6	101.1	105.9	110.2	113.3	115.7
60°	81.6	82.2	81.6	84.6	87.7	91.9	96.8	102.3	108.4	112.6	114.5
62.5°	78.5	78.5	77.9	80.4	82.2	84.6	88.9	95.0	100.5	104.1	105.9
65°	74.9	74.9	73.7	76.1	76.1	79.8	82.8	88.3	92.6	96.8	98.0
67.5°	67.6	68.8	68.2	70.0	72.5	74.9	78.5	82.8	87.1	90.1	91.9
70°	60.3	60.9	62.7	63.9	66.4	67.6	70.6	73.7	77.9	79.8	81.6
72.5°	53.6	54.2	55.4	56.6	59.1	60.3	62.7	65.2	68.8	70.6	72.5
75°	46.9	47.5	48.1	49.3	50.5	51.8	53.0	55.4	57.8	60.3	62.1
77.5°	40.2	40.8	42.6	42.0	43.2	43.8	45.7	46.9	48.1	50.5	53.0
80°	35.3	34.7	35.9	36.5	37.8	37.8	39.0	39.0	40.8	40.8	41.4
82.5°	29.8	29.2	30.4	32.3	32.9	32.9	34.1	31.7	31.1	31.7	33.5
85°	22.5	23.1	23.7	26.2	26.8	26.8	28.0	26.2	23.7	23.7	25.0
87.5°	12.8	9.7	14.0	16.4	16.4	17.0	18.3	17.7	17.0	13.4	14.0
90°	0.0	0.0	0.0	0.0	0.0	0.0	0.0	0.0	0.0	0.0	0.0

REPORT NUMBER: P141429
 CATALOG NUMBER: EMM-E02-LED-E1-SLL-7030

REPORT N
 CATALOG

CANDELA DISTRIBUTION (continued):

CANDELA

	275°	280°	285°	290°	295°	300°	305°	310°	315°	320°	325°	
0°	621.1	621.1	621.1	621.1	621.1	621.1	621.1	621.1	621.1	621.1	621.1	0°
2.5°	621.7	622.3	622.9	623.5	624.1	623.5	624.7	623.5	624.1	622.9	622.3	2.5°
5°	621.1	621.7	621.7	622.9	623.5	621.7	622.9	621.1	621.1	619.9	618.0	5°
7.5°	616.8	618.0	618.0	619.3	619.3	617.4	617.4	613.8	612.6	608.3	605.2	7.5°
10°	608.3	610.1	611.3	613.8	615.0	611.9	610.1	605.9	601.0	596.1	591.2	10°
12.5°	593.7	594.3	598.5	602.2	604.0	605.9	604.6	604.0	599.2	596.1	594.3	12.5°
15°	560.2	565.1	569.3	577.8	583.9	590.6	595.5	601.0	603.4	606.5	607.7	15°
17.5°	531.0	536.4	539.5	546.8	552.9	563.2	576.0	590.0	599.8	611.9	623.5	17.5°
20°	490.2	499.3	501.7	513.3	521.2	534.6	548.6	566.3	585.8	604.6	625.3	20°
22.5°	444.5	448.8	453.6	465.8	475.6	492.6	513.9	538.3	560.8	587.0	616.8	22.5°
25°	389.1	394.6	399.4	412.8	426.8	442.7	468.2	498.1	526.7	561.4	600.4	25°
27.5°	334.3	338.5	347.1	356.8	372.6	389.7	421.4	454.2	487.1	529.1	575.4	27.5°
30°	277.0	281.3	285.6	297.1	313.6	333.7	362.3	401.3	440.2	485.3	540.1	30°
32.5°	222.2	223.5	232.0	240.5	254.5	271.6	302.6	340.4	382.4	437.2	491.4	32.5°
35°	173.5	180.8	184.5	196.1	204.6	222.2	248.4	283.1	327.0	382.4	440.8	35°
37.5°	154.1	156.5	161.4	169.9	181.5	197.3	215.6	242.3	280.1	327.0	381.8	37.5°
40°	146.7	149.2	152.8	159.5	170.5	185.1	200.3	221.6	250.9	288.0	337.3	40°
42.5°	144.3	144.9	146.1	152.2	163.2	179.6	197.9	218.0	240.5	270.4	309.3	42.5°
45°	141.3	141.3	141.9	146.1	155.9	172.9	196.1	221.6	247.2	274.0	306.9	45°
47.5°	138.8	139.4	138.8	140.7	148.0	164.4	190.0	221.0	255.1	289.8	325.8	47.5°
50°	129.1	129.1	129.7	130.3	135.8	151.6	176.6	210.7	252.7	299.6	348.9	50°
52.5°	121.2	122.4	122.4	123.6	127.3	140.0	165.0	200.9	246.6	301.4	367.8	52.5°
55°	118.7	120.0	120.6	120.6	123.0	134.0	157.7	191.8	239.9	299.6	375.1	55°
57.5°	116.9	118.1	118.7	118.1	120.0	129.1	151.0	184.5	232.6	295.3	378.1	57.5°
60°	115.1	115.7	114.5	113.3	113.9	121.8	141.3	174.1	224.1	289.2	376.9	60°
62.5°	106.6	107.2	105.9	104.7	103.5	109.6	127.3	159.5	206.4	275.2	367.2	62.5°
65°	99.3	99.3	99.3	98.0	96.8	100.5	113.3	140.7	181.5	250.3	344.6	65°
67.5°	93.2	92.6	92.6	91.9	90.7	91.9	99.9	118.7	150.4	210.7	303.8	67.5°
70°	83.4	82.8	83.4	82.8	81.6	81.6	85.2	95.6	116.9	154.7	236.3	70°
72.5°	73.7	74.3	75.5	75.5	75.5	76.1	76.1	79.2	90.7	110.8	160.7	72.5°
75°	63.3	63.9	65.8	68.2	67.0	67.6	67.6	69.4	75.5	87.7	112.6	75°
77.5°	53.6	55.4	57.8	58.5	56.6	56.6	57.8	60.9	66.4	73.7	85.9	77.5°
80°	43.8	46.3	46.9	48.1	48.7	48.7	49.9	52.4	57.8	67.0	76.7	80°
82.5°	34.7	36.5	38.4	40.2	41.4	43.2	43.8	45.1	50.5	59.7	70.6	82.5°
85°	26.2	28.0	30.4	32.3	33.5	35.3	34.7	35.3	38.4	45.7	53.6	85°
87.5°	15.8	15.8	17.7	18.3	18.9	18.9	20.1	17.7	18.9	24.4	29.2	87.5°
90°	0.0	0.0	0.0	0.0	0.0	0.0	0.0	0.0	0.0	0.0	0.0	90°



NUMBER: P141429

NUMBER: EMM-E02-LED-E1-SLL-7030

DISTRIBUTION (continued):

330°	335°	340°	345°	350°	355°	360°
621.1	621.1	621.1	621.1	621.1	621.1	621.1
622.9	622.3	621.7	622.3	623.5	623.5	621.7
618.6	616.8	615.6	615.6	615.6	615.0	613.8
604.0	601.0	599.2	597.9	597.3	597.3	594.9
588.2	586.4	582.7	581.5	582.1	583.9	583.3
591.9	586.4	584.5	584.5	583.9	587.0	586.4
611.9	611.9	609.5	608.9	607.7	611.3	611.3
633.3	638.7	641.2	638.7	639.3	640.0	644.8
644.8	660.7	669.2	675.9	676.5	680.1	679.5
646.7	675.3	697.8	712.4	725.8	732.5	731.3
637.5	677.1	716.7	753.8	781.8	797.1	809.8
625.3	672.2	723.4	775.7	821.4	862.2	887.8
596.7	656.4	722.2	789.1	854.3	912.7	960.2
556.5	625.3	703.9	792.2	883.5	964.5	1033.9
503.0	576.6	672.2	780.6	901.2	1021.7	1126.5
445.1	526.1	630.8	761.1	910.3	1067.4	1211.1
394.6	474.3	588.8	736.2	909.1	1097.2	1273.2
361.7	436.6	552.3	712.4	903.0	1114.3	1321.9
350.7	418.3	527.9	693.5	899.3	1126.5	1355.4
365.3	423.8	522.4	685.0	898.1	1140.5	1384.6
399.4	454.2	543.1	699.0	909.1	1154.5	1413.9
431.7	496.9	588.2	739.2	949.9	1195.3	1454.1
457.9	543.1	636.9	792.2	1008.3	1258.6	1514.3
472.5	579.1	700.2	865.9	1088.1	1351.8	1613.0
478.6	604.0	754.4	943.2	1188.6	1458.3	1737.8
476.2	615.6	793.4	1013.8	1279.3	1575.2	1879.7
460.9	615.6	817.8	1070.4	1355.4	1668.4	2004.5
424.4	594.3	820.2	1103.3	1413.9	1746.9	2106.8
357.4	532.8	779.4	1099.7	1432.1	1771.9	2160.4
250.3	397.6	650.3	993.7	1354.2	1712.8	2101.3
155.3	247.8	465.8	768.4	1127.1	1453.4	1869.9
109.0	150.4	266.7	486.5	775.7	1083.2	1396.2
90.7	110.8	152.2	267.9	466.4	667.4	878.0
78.5	89.5	105.9	152.8	237.5	355.6	488.9
58.5	65.2	73.1	100.5	149.8	219.8	334.3
23.7	26.8	29.8	40.2	91.9	126.7	135.8
0.0	0.0	0.0	0.0	0.0	0.0	0.0

(END OF REPORT)